

□ 220*80mm Rectangular hole Split core current transformer



Front view



Opening view



Sub-plate mounting



Platen mounting

Accessories drawing

Accessories drawing

Product features

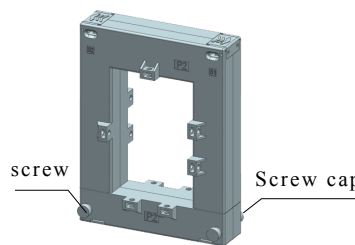
- Rectangular hole
- Terminal output
- Sub-plate mounting/Platen mounting optional

Product application

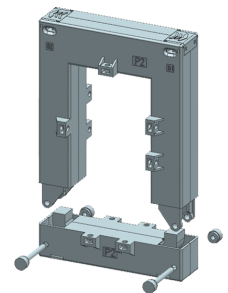
- Ac motor
- Lighting equipment
- Air compressor, etc. Current measurements
- Monitoring and protection
- Agricultural network renovation project

Installation diagram

Wearing copper platoon method at a time



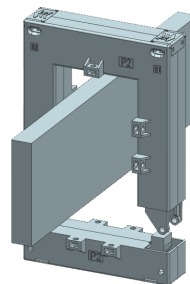
1. Hold down the product and screw and unscrew the cap counterclockwise



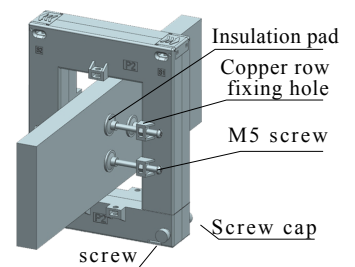
2. Take out the screw and pull out the lower part

Product advantage

- Adopt high permeability silicon steel, good linearity and high sensitivity
- Terminal design in high enough safe distance at both ends
- The end cover is of buckle structure with high mechanical strength
- Easy installation
- Various sizes available (other models of the same series)



3. In the copper platoon



4. Installation drawings

Typical technical index:

- Material of core——Silicon steel sheet
- Working voltage——Phase voltage $\leq 720V$
- Working temperature—— $-20^{\circ}C \sim +60^{\circ}C$
- Storage temperature—— $-25^{\circ}C \sim +90^{\circ}C$
- Frequency range—— $50Hz \sim 60Hz$
- Dielectric strength——Output/shell AC 3.5KV/1min 5mA 50Hz
- Weight——4514g (For reference only)

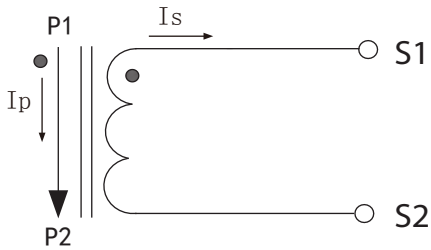
Electrical parameters: (The following parameters are typical values and actual values will be subject to product testing)

Can be customized parameters

	Input current A	Output current A	Rated output power VA					Number of turns
			0.2Sgrade	0.2grade	0.5Sgrade	0.5grade	1grade	
1A Output	1000A	1A	-	-	15	20	30	1
	1500A	1A	3.75	7.5	25	30	60	1
	2000A	1A	12.5	20	50	60	60	1
	2500A	1A	30	40	60	60	60	1
	3000A	1A	40	50	60	60	60	1
	4000A	1A	60	60	60	60	60	1
	5000A	1A	60	60	60	60	60	1
5A Output	1000A	5A	-	-	15	20	30	1
	1500A	5A	3.75	7.5	30	30	60	1
	2000A	5A	15	20	50	60	60	1
	2500A	5A	30	40	60	60	60	1
	3000A	5A	40	50	60	60	60	1
	4000A	5A	60	60	60	60	60	1
	5000A	5A	60	60	60	60	60	1

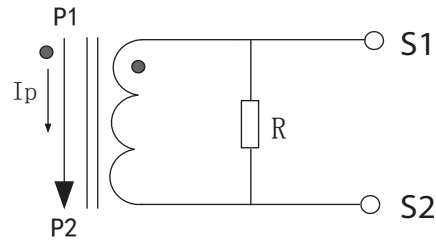
	Input current A	Output voltage V	Accuracy %	Sampling resistance Ω	Load impedance $K\Omega$	Number of turns
0.333V Output	1000A	0.333V	1%	built-in	$>10K\Omega$	1
	1500A	0.333V				
	2000A	0.333V				
	2500A	0.333V				
	3000A	0.333V				
	4000A	0.333V				
	5000A	0.333V				

Wiring schematic diagram:



Current output type

Secondary are not allowed to short circuit



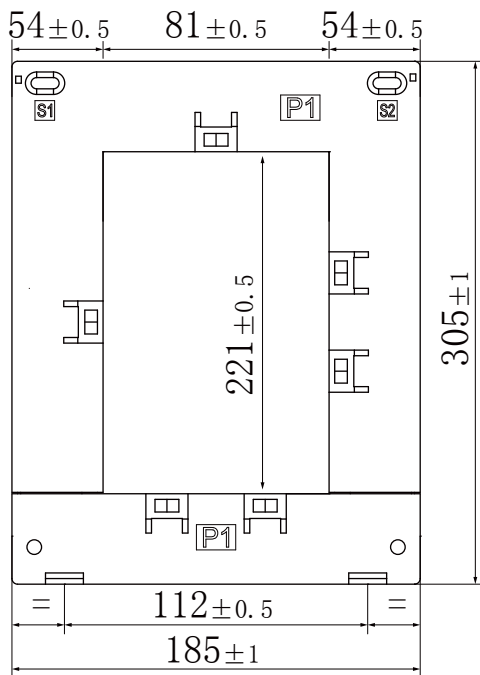
voltage output type

secondary is not allowed to open the way

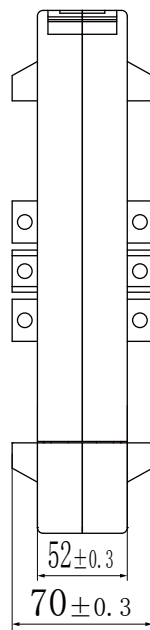
Instructions:

- 1.Primary threading direction: P1 → P2
- 2.Secondary output direction: S1 → S2

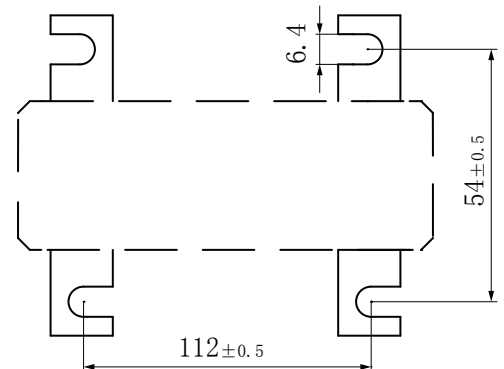
Outline size: (in:mm)



Front view



Side view



Bottom plate installation size