

Characteristics:

1. Vacuum epoxy resin encapsulated, 100°C /6 hours high temperature aging, long working life 20 years and with high dielectric strength
2. High quality H18 laminated silicon steel, low temperature rise, high efficiency
3. PBT engineering plastic, environmental protection, flame retardant, 120 degrees no deformation
4. Reasonable structure, convenient installation, low noise, strong seismic, sealed waterproof, moisture-proof

Technical index:

Mounting type: PCB

Flame resistance : UL94-V0

Insulation class: B

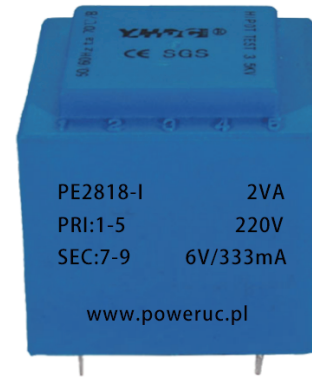
Operation temperature: -30°C ~ +70°C

Work frequency: 50Hz ~ 60Hz

Dielectric strength: Pri/Sec. 3.75KV 50Hz 1min 5mA, Sec/Sec 500V 50Hz 1min 5mA

Electrical parameters: (The following parameters are typical values and actual values will be subject to product testing)

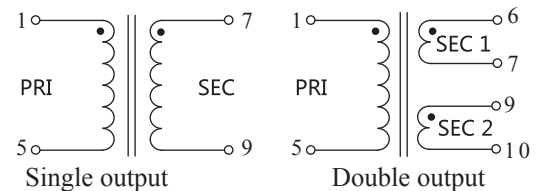
Primary voltage	110/220/230/380	V
Primary voltage range	±10	%
Voltage regulation	≤27	%
Power	2	VA
Temperature rising	≤16	°C
No-load loss	≤0.4	W
Weight	100	g



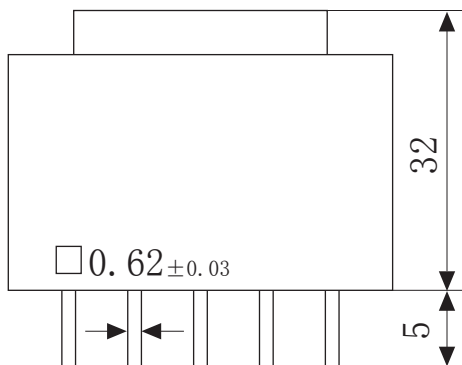
Standard output parameter table: (Factory test is based on the full-load voltage)

Secondary voltage		Secondary no-load voltage		Secondary full-load current	
Single	Double	Single	Double	Single	Double
6V	6V×2	7.7V	7.7V×2	333mA	166.5mA×2
7.5V	7.5V×2	9.6V	9.6V×2	266mA	133mA×2
9V	9V×2	11.6V	11.6V×2	222mA	111mA×2
12V	12V×2	15.3V	15.3V×2	166mA	83mA×2
15V	15V×2	19.3V	19.3V×2	133mA	66.5mA×2
18V	18V×2	23V	23V×2	111mA	55.5mA×2
24V	24V×2	30.8V	30.8V×2	83mA	41.5mA×2

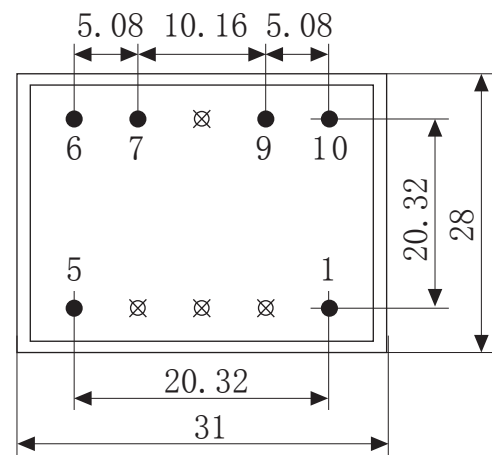
Schematic diagram:



Dimension (in mm±0.5) :



Front view



Bottom view