

PE6637K-M



Characteristics:

1. Vacuum epoxy resin encapsulated, 100°C /6 hours high temperature aging, long working life 20 years and with high dielectric strength
2. High quality H18 laminated silicon steel, low temperature rise, high efficiency
3. PBT engineering plastic, environmental protection, flame retardant, 120 degrees no deformation
4. Reasonable structure, convenient installation, low noise, strong seismic, sealed waterproof, moisture-proof



Technical index:

Mounting type: PCB

Flame resistance : UL94-V0

Insulation class: B

Operation temperature: -30°C ~ +40°C

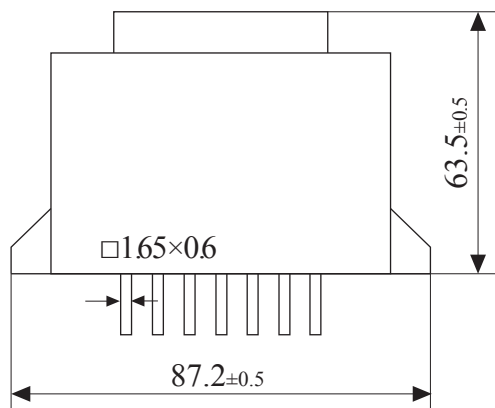
Work frequency: 50Hz ~ 60Hz

Dielectric strength: Pri./Sec. 3.75KV 50Hz 1min 5mA,
Sec./Sec 500V 50Hz 1min 5mA

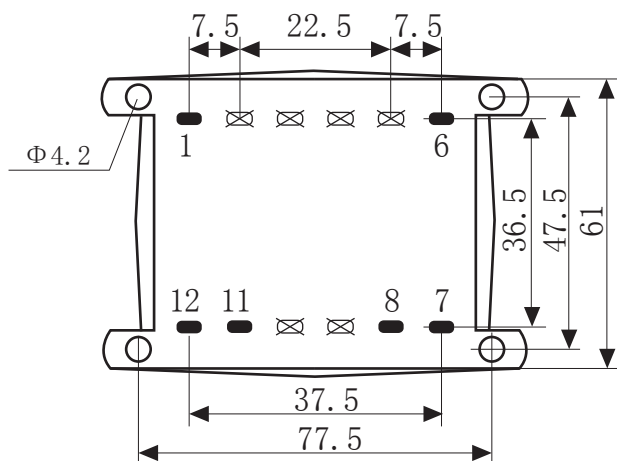
Electrical parameters: (The following parameters are typical values and actual values will be subject to product testing)

| Primary voltage | 110V | 220V | 230V | 380V | unit |
|-----------------------|-------|------|------|------|------|
| Primary voltage range | ± 10 | | | | % |
| Power | 60 | | | | VA |
| Voltage regulation | ≤ 12 | | | | % |
| Temperature rise | ≤ 40 | | | | °C |
| No-load loss | ≤ 2.5 | | | | W |
| Weight | 1100 | | | | g |

Dimension (in mm±0.5) :



Front view



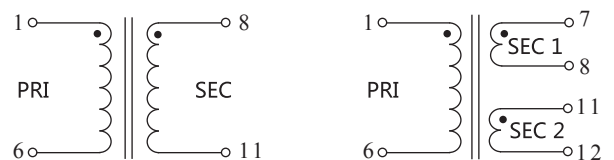
Bottom view

Standard output parameter table:

(Factory test is based on the full-load voltage)

| Secondary voltage | | Secondary no-load voltage | | Secondary full-load current | |
|-------------------|--------|---------------------------|---------|-----------------------------|----------|
| Single | Double | Single | Double | Single | Double |
| 6V | 6V×2 | 6.7V | 6.7V×2 | 10A | 5A×2 |
| 7.5V | 7.5V×2 | 8.4V | 8.4V×2 | 8A | 4A×2 |
| 9V | 9V×2 | 10.2V | 10.2V×2 | 6.66A | 3.33A×2 |
| 12V | 12V×2 | 13.5V | 13.5V×2 | 5A | 2.5A×2 |
| 15V | 15V×2 | 16.9V | 16.9V×2 | 4A | 2A×2 |
| 18V | 18V×2 | 20.3V | 20.3V×2 | 3.33A | 1.665A×2 |
| 24V | 24V×2 | 27.1V | 27.1V×2 | 2.5A | 1.25A×2 |

Schematic diagram:



Single output

Double output

No needles in the rest of the position