

### Characteristics:

1. Vacuum epoxy resin encapsulated, 100°C /6 hours high temperature aging, long working life 20 years and with high dielectric strength
2. High quality H18 laminated silicon steel, low temperature rise, high efficiency
3. PBT engineering plastic, environmental protection, flame retardant, 120 degrees no deformation
4. Reasonable structure, convenient installation, low noise, strong seismic, sealed waterproof, moisture-proof



### Technical index:

Mounting type: PCB

Flame resistance : UL94-V0

Insulation class: B

Operation temperature: -30°C ~ +70°C

Work frequency: 50Hz ~ 60Hz

Dielectric strength: Pri/Sec. 3.75KV 50Hz 1min 5mA, Sec/Sec 500V 50Hz 1min 5mA

### Electrical parameters: ( The following parameters are typical values and actual values will be subject to product testing )

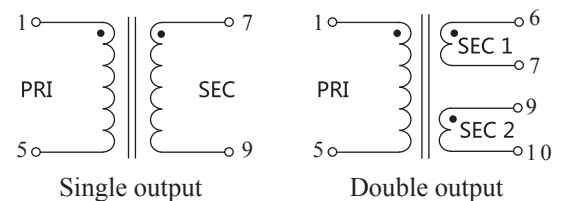
Primary voltage	110/220/230/380	V
Primary voltage range	±10	%
Voltage regulation	≤28	%
Power	3	VA
Temperature rising	≤20	°C
No-load loss	≤0.6	W
Weight	100	g

### Standard output parameter table:

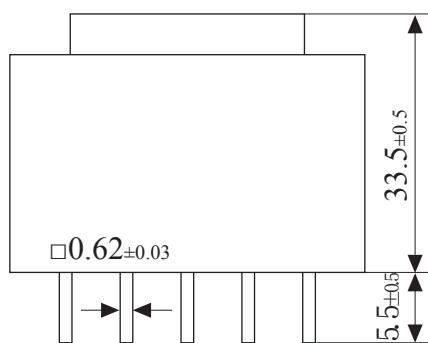
( Factory test is based on the full-load voltage )

Secondary voltage		Secondary no-load voltage		Secondary full-load current	
Single	Double	Single	Double	Single	Double
6V	6V×2	8.2V	8.2V×2	500mA	250mA×2
7.5V	7.5V×2	10.5V	10.5V×2	400mA	200mA×2
9V	9V×2	12V	12V×2	333mA	166.5mA×2
12V	12V×2	16.1V	16.1V×2	250mA	125mA×2
15V	15V×2	21V	21V×2	200mA	100mA×2
18V	18V×2	24.5V	24.5V×2	166mA	83mA×2
24V	24V×2	31V	31V×2	125mA	62.5mA×2

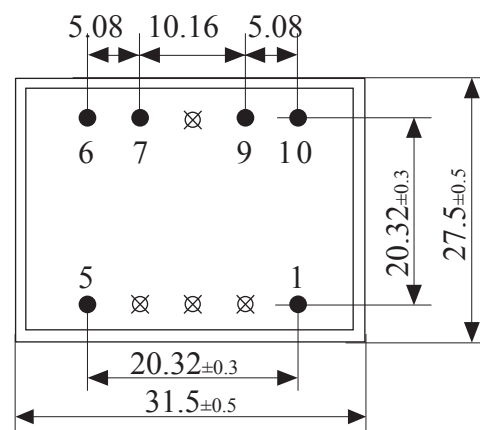
### Schematic diagram:



### Dimension ( in mm±0.5 ) :



Front view



Bottom view