

Characteristics:

1. Vacuum epoxy resin encapsulated, 100°C /6 hours high temperature aging, long working life 20 years and with high dielectric strength
2. High quality H18 laminated silicon steel, low temperature rise, high efficiency
3. PBT engineering plastic, environmental protection, flame retardant, 120 degrees no deformation
4. Reasonable structure, convenient installation, low noise, strong seismic, sealed waterproof, moisture-proof



Technical index:

Mounting type: PCB

Flame resistance : UL94-V0

Insulation class: B

Operation temperature: -30°C ~ +40°C

Work frequency: 50Hz ~ 60Hz

Dielectric strength: Pri/Sec. 3.75KV 50Hz 1min 5mA, Sec/Sec 500V 50Hz 1min 5mA

Electrical parameters: (The following parameters are typical values and actual values will be subject to product testing)

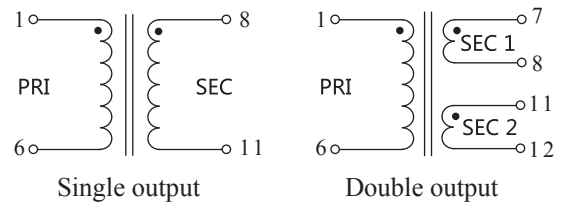
Primary voltage	110/220/230/380	V
Primary voltage range	±10	%
Voltage regulation	≤17	%
Power	15	VA
Temperature rising	≤20	°C
No-load loss	≤0.9	W
Weight	400	g

Standard output parameter table:

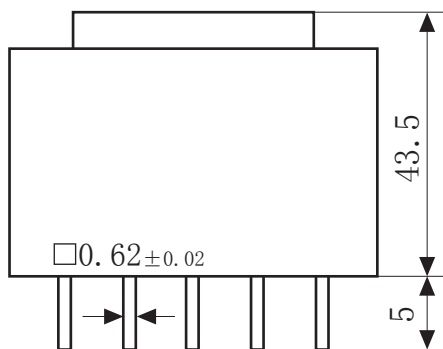
(Factory test is based on the full-load voltage)

Secondary voltage		Secondary no-load voltage		Secondary full-load current	
Single	Double	Single	Double	Single	Double
6V	6V×2	6.7V	6.7V×2	2500mA	1250mA×2
7.5V	7.5V×2	8.4V	8.4V×2	2000mA	1000mA×2
9V	9V×2	10.1V	10.1V×2	1666mA	833mA×2
12V	12V×2	13.4V	13.4V×2	1250mA	625mA×2
15V	15V×2	16.8V	16.8V×2	1000mA	500mA×2
18V	18V×2	20.1V	20.1V×2	833mA	416.5mA×2
24V	24V×2	26.9V	26.9V×2	625mA	312.5mA×2

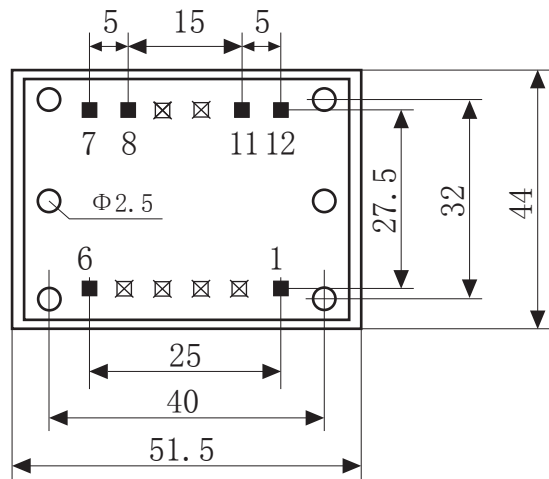
Schematic diagram:



Dimension (in mm±0.5) :



Front view



Bottom view