

PE6028K-M



Characteristics:

1. Vacuum epoxy resin encapsulated, 100°C /6 hours high temperature aging, long working life 20 years and with high dielectric strength
2. High quality H18 laminated silicon steel, low temperature rise, high efficiency
3. PBT engineering plastic, environmental protection, flame retardant, 120 degrees no deformation
4. Reasonable structure, convenient installation, low noise, strong seismic, sealed waterproof, moisture-proof



Technical index:

Mounting type: PCB

Flame resistance : UL94-V0

Insulation class: B

Operation temperature: -30°C ~ +40°C

Work frequency: 50Hz ~ 60Hz

Dielectric strength: Pri/Sec. 3.75KV 50Hz 1min 5mA, Sec/Sec 500V 50Hz 1min 5mA

Electrical parameters: (The following parameters are typical values and actual values will be subject to product testing)

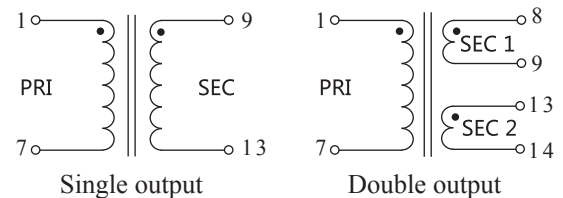
Primary voltage	110/220/230/380	V
Primary voltage range	±10	%
Voltage regulation	≤12	%
Power	40	VA
Temperature rising	≤28	°C
No-load loss	≤2.5	W
Weight	720	g

Standard output parameter table:

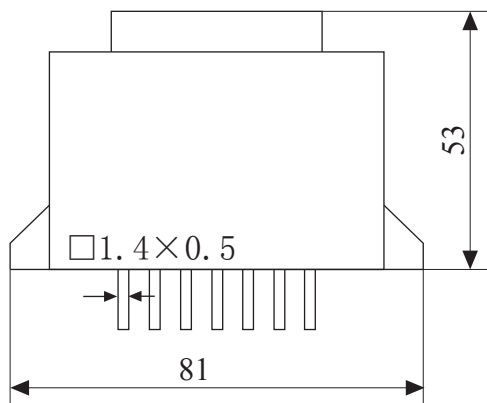
(Factory test is based on the full-load voltage)

Secondary voltage		Secondary no-load voltage		Secondary full-load current	
Single	Double	Single	Double	Single	Double
6V	6V×2	6.9V	6.9V×2	6666mA	3333mA×2
7.5V	7.5V×2	8.6V	8.6V×2	5333mA	2666.5mA×2
9V	9V×2	10.3V	10.3V×2	4444mA	2222mA×2
12V	12V×2	13.8V	13.8V×2	3333mA	1666.5mA×2
15V	15V×2	17.2V	17.2V×2	2666mA	1333mA×2
18V	18V×2	20.7V	20.7V×2	2222mA	1111mA×2
24V	24V×2	27.5V	27.5V×2	1666mA	833mA×2

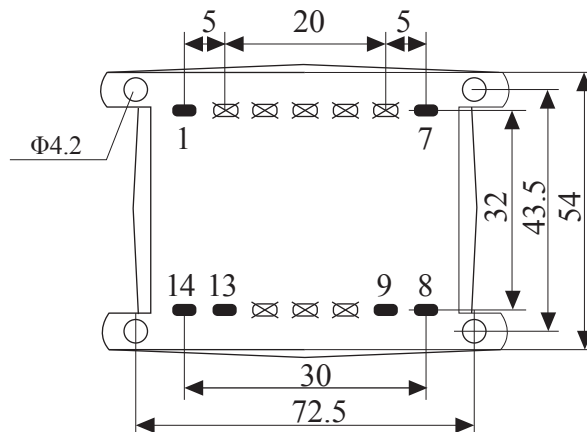
Schematic diagram:



Dimension (in mm±0.5) :



Front view



Bottom view