

TE7628




Patent number: ZL 2020 2 1000365.1

Product picture print for reference only, subject to the actual product

Characteristics:

1. Vacuum epoxy resin encapsulated, 100 °C /6 hours high temperature aging, long working life 20 years and with high delectric strength
2. High quality H18 laminated silicon steel, low temperature, high efficiency
3. PBT engineering plastic, environmental protection, flame retardant, 120 degrees without deformation
4. Reasonable structure, easy installation, low noise, strong earthquake sealed waterproof, moistureproof



Technical index:

Mounting type: Plate

Flame resistance : UL94-V0

Insulation class: B

Operation temperature: -30 °C ~+40 °C

Work frequency: 50Hz~60Hz

Dielectric strength: Pri/Sec 3.75KV 50Hz 1min 5mA
Sec 500V 50Hz 1min 5mA

Standard output parameter table:

(Factory test is based on the full-load vottage)

Secondary output voltage		Secondary No-load Voltage		Secondary full-load current	
Single	Double	Single	Double	Single	Double
6V	6V×2	6.6V	6.6V×2	13.3A	6.66A×2
7.5V	7.5V×2	8.25V	8.25V×2	10.7A	5.33A×2
9V	9V×2	9.9V	9.9V×2	8.89A	4.44A×2
12V	12V×2	13.2V	13.2V×2	6.66A	3.33A×2
15V	15V×2	16.5V	16.5V×2	5.33A	2.66A×2
18V	18V×2	19.8V	19.8V×2	4.44A	2.22A×2
24V	24V×2	26.4V	26.4V×2	3.33A	1.66A×2

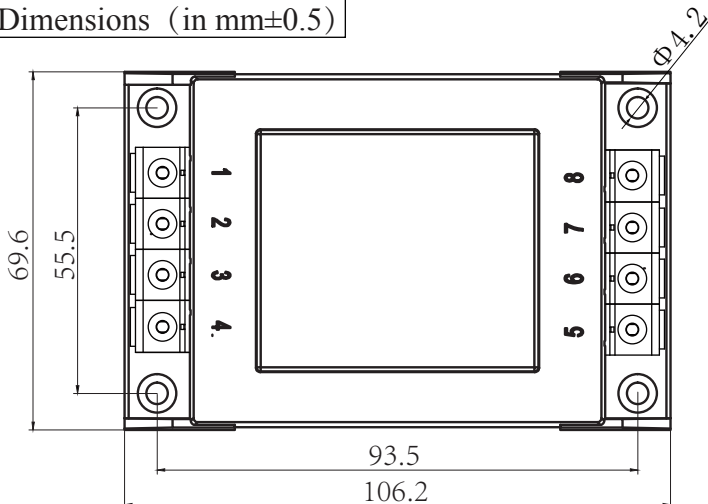
Electrical parameters: The following parameters are typical values. The actual values shall be subject to the actual measurement of the product

Primary voltage	110V	220V	230V	380V	Unit
Primary voltage range	± 10				%
Power	80				VA
Voltage regulation	≤ 12				%
Temperature rising	≤ 40				°C
No-load loss	≤ 3				W
Weight	-				g

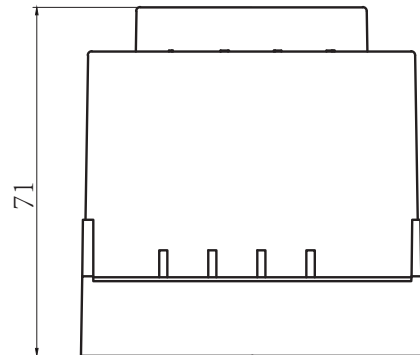
Schematic diagram:



Dimensions (in mm±0.5)



Top view



Front view