

Model:LKB6028-T

Product picture print for reference only, subject to the actual product

Characteristics:

1. Vacuum epoxy sealing, 100 °C/6 hours high temperature aging, life span of 20 years, high electrical strength
2. High quality H18 silicon steel sheet, low temperature rise, high efficiency
3. PBT engineering plastic, environmental protection, flame retardant, 120 degrees no deformation
4. Reasonable structure, convenient installation, low noise, strong seismic, sealed waterproof, moisture-proof



Technical Index:

Technical Index: Sub-plate mount

Flame resistance : UL94-V0

Insulation class: B

Operation temperature: -30°C ~ +40°C

Work frequency: 50Hz~60Hz

Dielectric strength: Pri./Sec. 3.5KV 50Hz 1min 5mA, Sec/Sec 500V 50Hz 1min 5mA

Electrical parameters: The following parameters are typical values. The actual values shall be subject to the actual measurement of the product

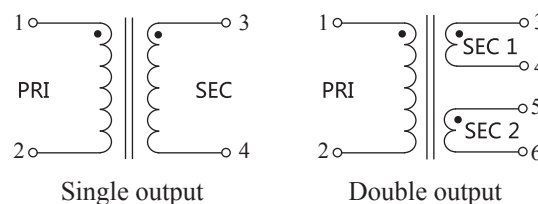
Standard output parameters Table:

(Delivery is subject to full load voltage)

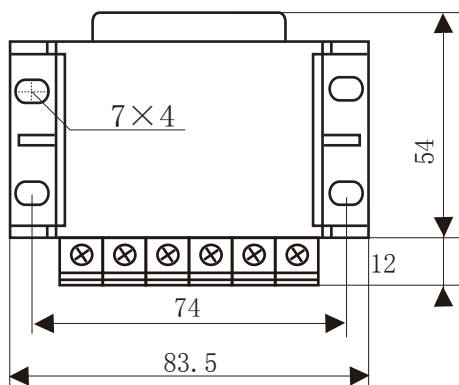
Secondary voltage		Secondary no load voltage		Secondary full load current	
Single	Double	Single	Double	Single	Double
6V	2×6V	6.9V	2×6.9V	6666mA	2×3333mA
7.5V	2×7.5V	8.6V	2×8.6V	5333mA	2×2666.5mA
9V	2×9V	10.3V	2×10.3V	4444mA	2×2222mA
12V	2×12V	13.8V	2×13.8V	3333mA	2×1666.5mA
15V	2×15V	17.2V	2×17.2V	2666mA	2×1333mA
18V	2×18V	20.7V	2×20.7V	2222mA	2×1111mA
24V	2×24V	27.5V	2×27.5V	1666mA	2×833mA

Primary voltage	110/220/230/380	V
Primary voltage range	±10	%
Voltage regulation	≤12	%
Power	40	VA
Temperature rising	≤28	°C
No load loss	≤2.5	W
weight	840	g

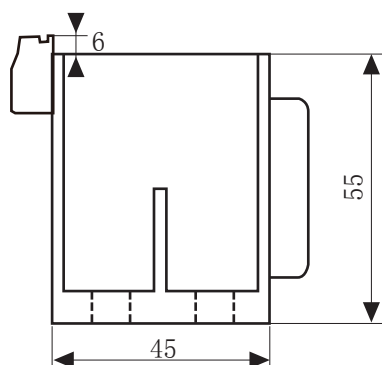
Schematic Diagram:



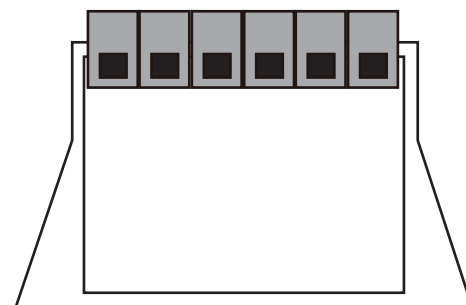
Dimension (in mm) :



Bottom View



Side View



Front View