

## Model:LKB8630-T

Product picture print for reference only,  
subject to the actual product

### Characteristics:

1. Vacuum epoxy sealing, 100 °C/6 hours high temperature aging, life span of 20 years, high electrical strength
2. High quality H18 silicon steel sheet, low temperature rise, high efficiency
3. PBT engineering plastic, environmental protection, flame retardant, 120 degrees no deformation
4. Reasonable structure, convenient installation, low noise, strong seismic, sealed waterproof, moisture-proof



### Technical Index:

Technical Index: Sub-plate mount

Flame resistance : UL94-V0

Insulation class: B

Operation temperature: -30°C ~ +40°C

Work frequency: 50Hz~60Hz

Dielectric strength: Pri./Sec. 3.5KV 50Hz 1min 5mA, Sec/Sec 500V 50Hz 1min 5mA

Electrical parameters: The following parameters are typical values. The actual values shall be subject to the actual measurement of the product

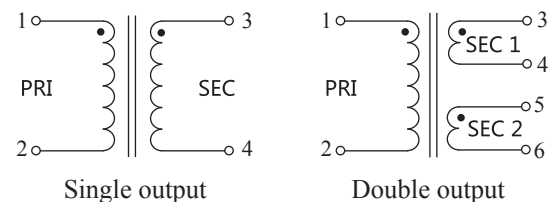
|                       |                 |    |
|-----------------------|-----------------|----|
| Primary voltage       | 110/220/230/380 | V  |
| Primary voltage range | ±10             | %  |
| Voltage regulation    | ≤10             | %  |
| Power                 | 100             | VA |
| Temperature rising    | ≤40             | °C |
| No load loss          | ≤3              | W  |
| weight                | 1800            | g  |

### Standard output parameters Table:

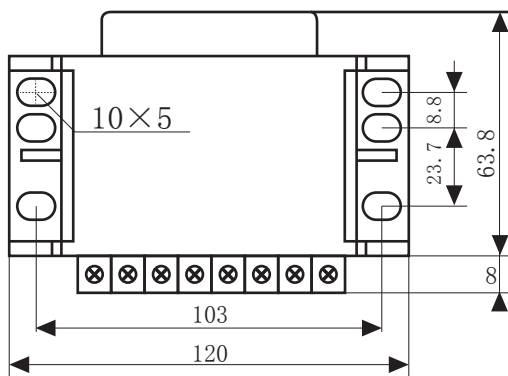
(Delivery is subject to full load voltage)

| Secondary voltage |        | Secondary no load voltage |         | Secondary full load current |         |
|-------------------|--------|---------------------------|---------|-----------------------------|---------|
| Single            | Double | Single                    | Double  | Single                      | Double  |
| 6V                | 2×6V   | 6.7V                      | 2×6.7V  | 16.67A                      | 2×8.33A |
| 7.5V              | 2×7.5V | 8.25V                     | 2×8.25V | 13.33A                      | 2×6.66A |
| 9V                | 2×9V   | 9.9V                      | 2×9.9V  | 11.11A                      | 2×5.55A |
| 12V               | 2×12V  | 13.2V                     | 2×13.2V | 8.33A                       | 2×4.16A |
| 15V               | 2×15V  | 16.5V                     | 2×16.5V | 6.66A                       | 2×3.33A |
| 18V               | 2×18V  | 19.8V                     | 2×19.8V | 5.55A                       | 2×2.77A |
| 24V               | 2×24V  | 26.4V                     | 2×26.4V | 4.16A                       | 2×2.08A |

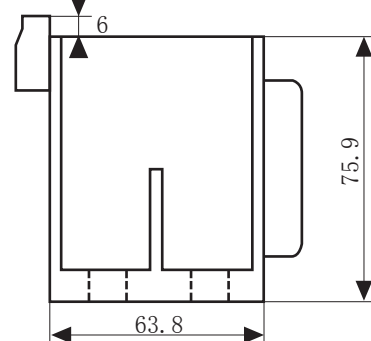
### Schematic Diagram:



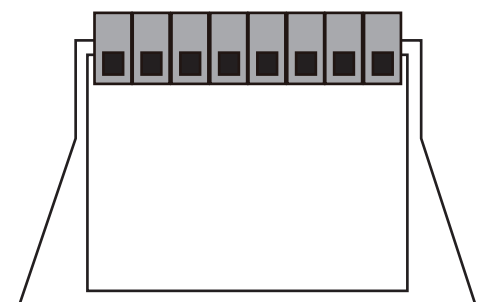
Dimension (in mm) :



Bottom View



Side View



Front View