

KBE6023(D)



Characteristics:

Vacuum epoxy resin encapsulated, safe moisture, built-in self-recovery temperature insurance, crimp terminal output, C35 standard rail installation type, AC,DC output.

(Model with D for the DC output, built-in rectifier bridge, if no special requirements do not with filter capacitor.)



Technical index:

Mounting type: Din-rail mounting

Flame resistance : UL94-V0

Insulation class: B

Operation temperature: $-25^{\circ}\text{C} \sim +55^{\circ}\text{C}$

Work frequency: 50Hz~60Hz

Dielectric strength: 3.75KV 50Hz 1min

Electrical parameters: (The following parameters are typical values and actual values will be subject to product testing)

Primary voltage	110/220/230/380	V
Primary voltage range	± 10	%
Voltage regulation	≤ 17	%
Power	30	VA
Temperature rising	≤ 35	$^{\circ}\text{C}$
No-load loss	≤ 2.5	W
Weight	700	g

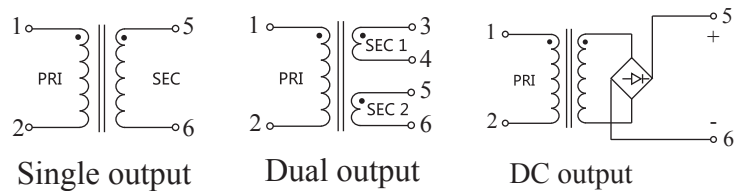
Standard output parameter table:

(Factory test is based on the full-load voltage)

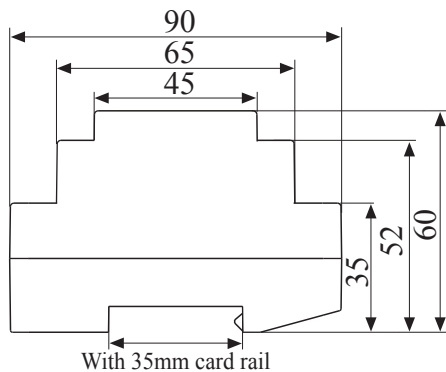
Secondary voltage		Secondary no-load voltage		Secondary full -oad current	
single	double	single	double	single	double
6V	6V×2	7.2V	7.2V×2	5000mA	2500mA×2
7.5V	7.5V×2	8.7V	8.7V×2	4000mA	2000mA×2
9V	9V×2	10.4V	10.4V×2	3334mA	1667mA×2
12V	12V×2	14.2V	14.2V×2	2500mA	1250mA×2
15V	15V×2	17.3V	17.3V×2	2000mA	1000mA×2
18V	18V×2	21.6V	21.6V×2	1667mA	834mA×2
24V	24V×2	27V	27V×2	1250mA	625mA×2

※No-load voltage is for reference only, subject to full load voltage test

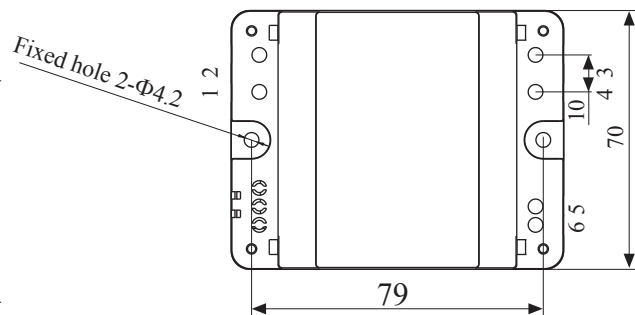
Schematic diagram:



Dimension (in mm ± 0.5) :



Front view



Top view