

Split core zero sequence current transformer

Residual current transformer leakage signals are used to extract monitoring circuits, Ensure the leakage detection accuracy and reliability of key parts, Cooperate with electrical fire monitor detector.



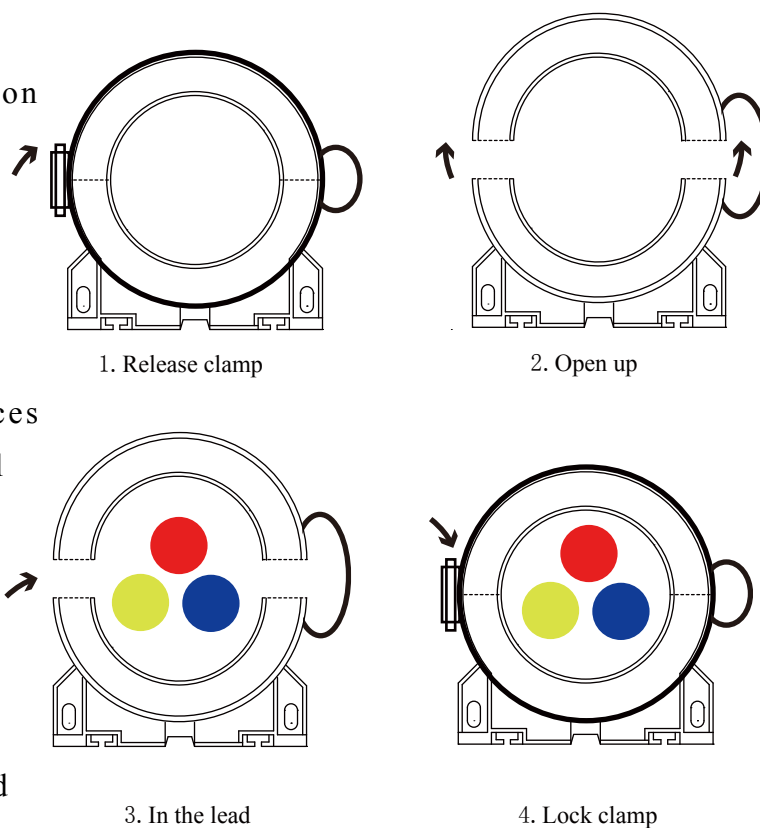
35mm card rail installation accessories

Characteristic

- Good linearity
- High sensitivity
- Built-in shielding layer
- Sub-plate mount/Din-rail installation

Installation diagram

Primary threading method:



Product application

- High-rise buildings
- Dangerous place
- Power supply system in public places
- Unit power supply system in residential buildings

Product advantage

- Economic and practical
- Split core design, easy installation
- Products with balance and overload characteristic features

Typical technical index:

- Material of core——Nanocrystalline
- Working voltage——Phase voltage $\leq 720V$
- Working temperature—— $-25^{\circ}C \sim +70^{\circ}C$
- Storage temperature—— $-35^{\circ}C \sim +85^{\circ}C$
- Frequency range—— $20Hz \sim 20KHz$
- Dielectric strength——Output/Outer shell AC 3.5KV/1min 5mA 50Hz

Technical Parameters table (The following parameters are typical values, and the actual values are subject to the actual measurement of products)

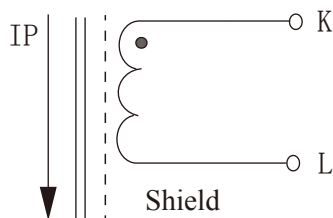
Primary rated test current	1000	mA
Secondary rated output current	0.5	mA
Turns ratio	1: 2000	
Rated continuous thermal current	2000	mA
Accuracy	1	%
Load resistance	<1K	Ω
Weight	1200	g

Note

Can be made according to customer's requirement
Can be made according to customer's requirement
Can be made according to customer's requirement
For reference only
For reference only

Connection Diagram:

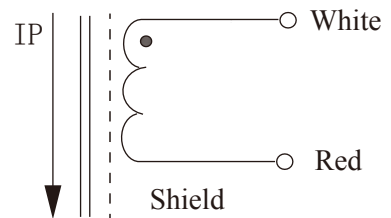
ZST100BT (Crimping terminal output)



Current output type

Secondary is not allowed to open.

ZST100BL (Leading wire output)



Current output type

Secondary is not allowed to open.

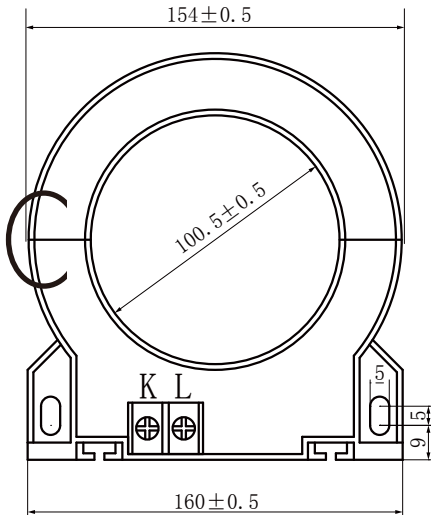
Specifications of lead wire: $0.2mm^2$ Two core shielded wire

The length of lead wire: 1m

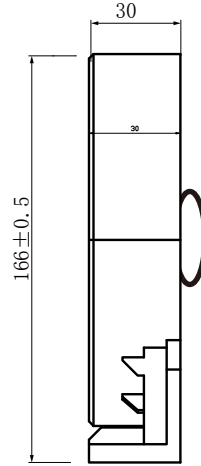
Two core color: Red、White

Outline size (in mm±0.5) :

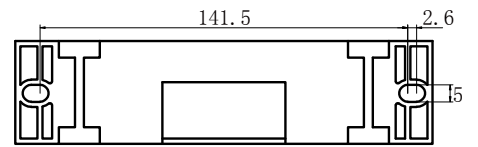
Current direction
Print surface → Epoxy surface



Front view (ZST100BT)



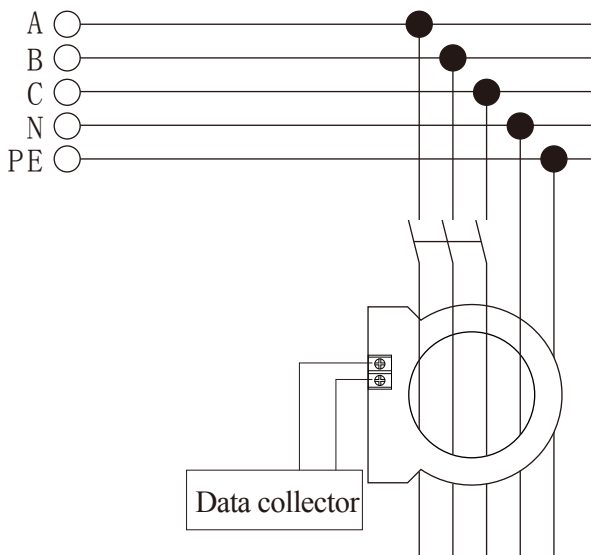
Side view



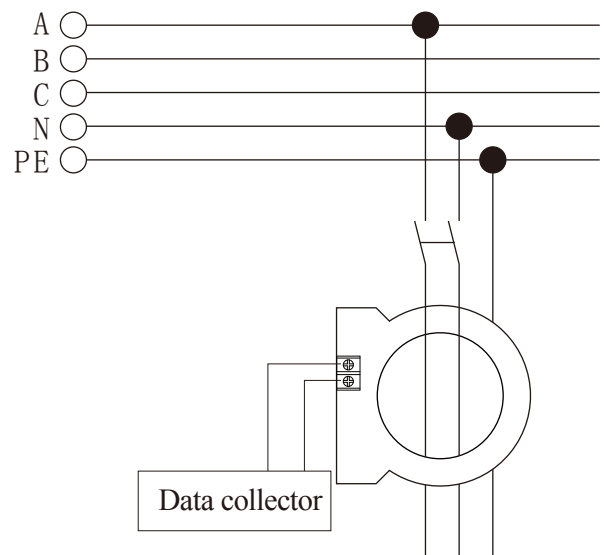
Bottom view

(ZST100BL The lower left corner of the outgoing line is subject to the real object)

Application diagram :



Three phase line



Single phase line