


## Closed type zero sequence current transformer

Residual current transformer is used to extract leakage signal of monitored line, which is the key to ensure the accuracy and reliability of leakage detection Device, used with electrical fire monitoring detector.



### Characteristic

- Good linearity
- High sensitivity
- Built-in shielding layer
- Sub-plate mount (No card rail installation)

### Installation diagram

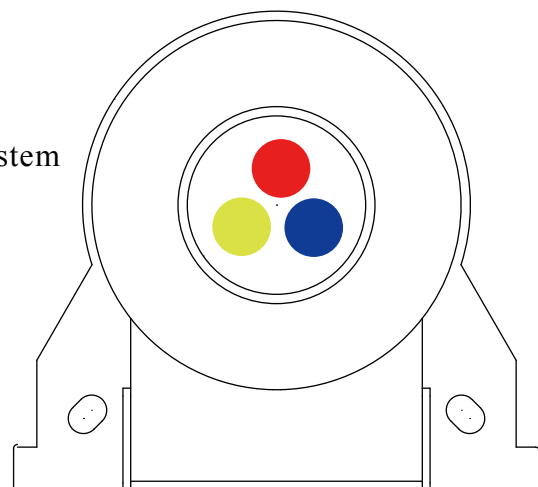
### Product application

- High-rise buildings
- Dangerous place
- Power supply system in public places
- Residential building unit of power supply system

Primary threading method :

### Product advantage

- Economic and practical
- Open and close design, easy installation
- Products with balance and overload characteristic features



**Typical technical index:**

- Material of core——Nanocrystalline
- Working voltage——Phase voltage  $\leq 720V$
- Working temperature—— $-25^{\circ}C \sim +70^{\circ}C$
- Storage temperature—— $-35^{\circ}C \sim +85^{\circ}C$
- Frequency range—— $20Hz \sim 20KHz$
- Dielectric strength——Output/Outer shell AC 3.5KV/1min 5mA 50Hz

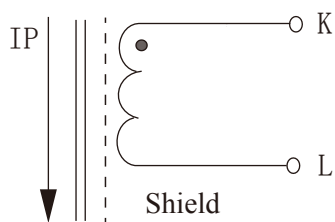
**Technical Parameters table** ( The following parameters are typical values, and the actual values are subject to the actual measurement of products )

**Note**

Primary rated test current	1000	mA	Can be made according to customer's requirement
Secondary rated output current	0.5	mA	Can be made according to customer's requirement
Turns ratio	1: 2000		Can be made according to customer's requirement
Rated continuous thermal current	2000	mA	
Accuracy	1	%	
Load resistance	<1K	$\Omega$	For reference only
Weight	400	g	For reference only

**Connection Diagram:**

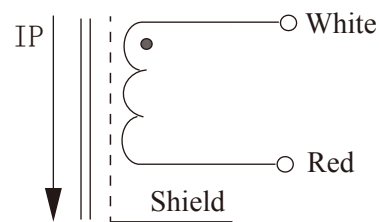
ZCT023BT (Crimping terminal output)



Current output type

Secondary is not allowed to open.

ZCT023BL (Leading wire output)



Current output type

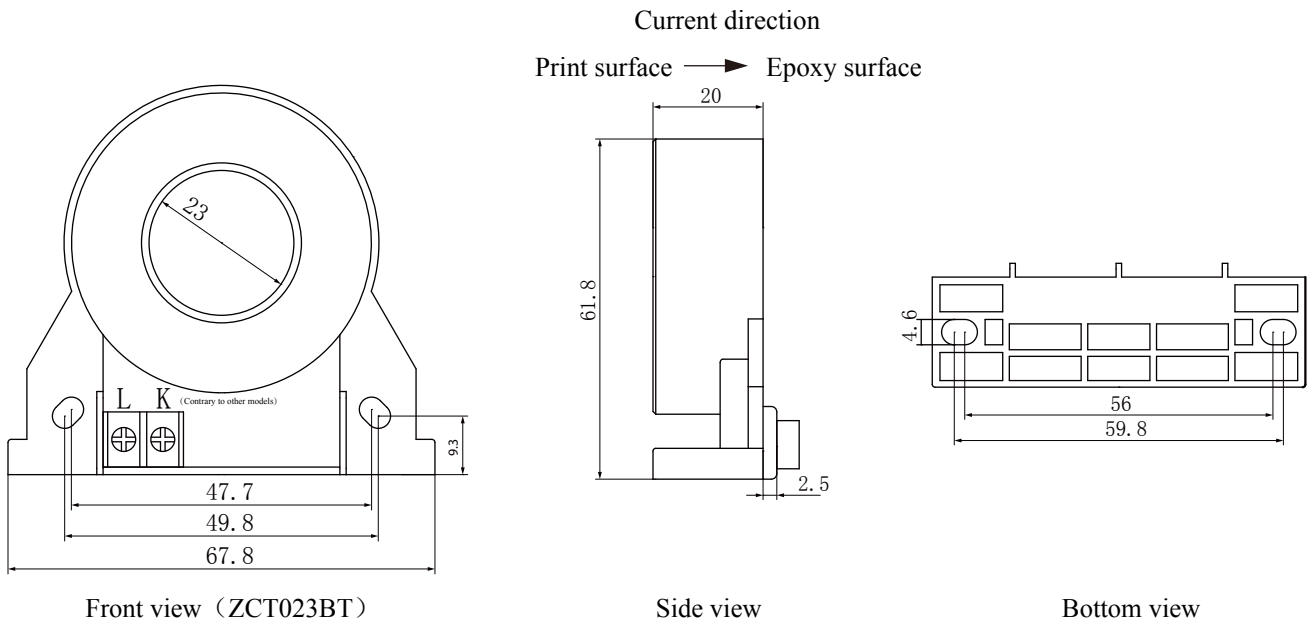
Secondary is not allowed to open.

Specifications of lead wire:  $0.2mm^2$  Two core shielded wire

The length of lead wire: 1m

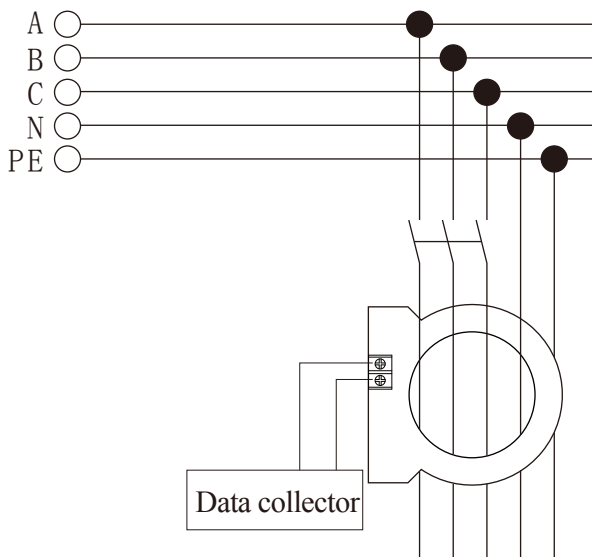
Two core color: Red、White

**Outline size (in mm±0.5) :**

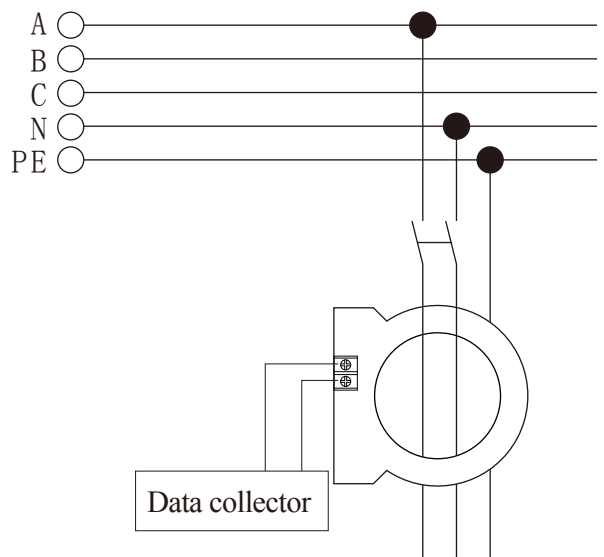


(ZCT023BL The lower left corner of the outgoing line is subject to the real object)

**Application diagram:**



**Three phase line**



**Single phase line**